




SOUTHERN POWER DISTRIBUTION COMPANY OF TELANGANA LIMITED
CIN U40109TG2000SGC034116
(Formerly Central Power Distribution Company of Andhra Pradesh Limited)

BALANCE SHEET FOR FOURTH QUARTER OF 2022-23 AS AT 31.03.2023 (Amount in Crore)


| | Particulars | Note No. | As at 31.03.2023 (Unaudited) | As at 31.12.2022 (Unaudited) | As at 31.03.2022 (Audited) |
|-----------|--|----------|------------------------------|------------------------------|----------------------------|
| I | EQUITY AND LIABILITIES | | | | |
| 1 | Shareholders' Funds | | | | |
| | (a) Share Capital | 2 | 12,017.93 | 12,017.93 | 12,017.93 |
| | (b) Reserves and Surplus | 3 | (34,638.52) | (30,296.45) | (29,077.71) |
| | (c) Money received against share warrants | | - | - | - |
| 2 | Share application money pending allotment | | | | |
| | i. Funds by Government of Telangana | 3.1 | | | |
| 3 | Non-Current Liabilities | | | | |
| | (a) Long-term Borrowings | 4 | 19,374.45 | 17,595.06 | 14,310.43 |
| | (b) Deferred tax liabilities (Net) | | - | - | - |
| | (c) Other Long term liabilities | 5 | 323.43 | 292.38 | 309.37 |
| | (d) Long-term Provisions | 6 | 1,786.96 | 1,798.19 | 1,917.33 |
| 4 | Current Liabilities | | | | |
| | (a) Short-term Borrowings | 7 | 2,703.11 | 2,709.10 | 3,224.67 |
| | (b) Trade Payables | 8 | 28,484.48 | 25,343.31 | 28,792.81 |
| | (c) Other Current Liabilities | 9 | 6,313.71 | 6,278.25 | 6,200.26 |
| | (d) Short-term Provisions | 10 | 1,288.82 | 315.67 | 521.68 |
| | TOTAL | | 37,654.37 | 36,053.44 | 38,216.77 |
| II | ASSETS | | | | |
| 1 | Non-Current Assets | | | | |
| | (a) Property, Plant And Equipment | | | | |
| | (i) Tangible Assets | 11 | 9,987.88 | 9,862.17 | 9,365.17 |
| | (ii) Intangible Assets | | 21.69 | 22.84 | 24.18 |
| | (iii) Capital Work in Progress | | 1,206.97 | 1,084.07 | 1,087.92 |
| | (b) Non-Current Investments | 12 | 487.60 | 489.96 | 456.51 |
| | (c) Deferred Tax Assets (Net) | 13 | 1,803.68 | 1,803.68 | 1,803.68 |
| | (d) Long-term loans and advances | 14 | 254.81 | 262.25 | 190.37 |
| | (e) Other Non-current Assets | 15 | 5.10 | 5.55 | 5.72 |
| 2 | Current Assets | | | | |
| | (a) Current Investments | | - | - | - |
| | (b) Inventories | 16 | 228.04 | 239.97 | 222.82 |
| | (c) Trade Receivables | 17 | 15,988.89 | 15,326.57 | 11,791.28 |
| | (d) Cash and cash equivalents | 18 | 132.21 | (68.59) | 176.55 |
| | (e) Short-term Loans and Advances | 19 | 1,438.08 | 1,440.98 | 1,441.91 |
| | (f) Other Current Assets | 20 | 6,099.42 | 5,583.99 | 11,650.66 |
| | Total | | 37,654.37 | 36,053.44 | 38,216.77 |
| | Summary of Significant Accounting policies | 1 | | | |

The Accompanying notes are the integral part of the financial Statements

For and on behalf of the Board of Directors of
Southern Power Distribution Company of TS Limited


Sri P. Narasimha Rao
Director Finance / CFO
DIN : 08242557


Sri G. Raghuma Reddy
Chairman & Managing Director
DIN : 02943771


P. Krishna Reddy
Chief General Manager
(Finance)


Anil Kumar Voruganti
Company Secretary
F.No. 9521

Date : 30 MAY 2023
Place: Hyderabad

KEPT BLANK



SOUTHERN POWER DISTRIBUTION COMPANY OF TELANGANA LIMITED
CIN U40109TG2000SGC034116
(Formerly Central Power Distribution Company of Andhra Pradesh Limited)

STATEMENT OF PROFIT & LOSS FOR THE FOURTH QUARTER ENDED 31.03.2023 (Amount in Crore)


| Particulars | | Note No. | Q4 of 2022-23 (Unaudited) | Cumulative for 2022-23 | Q4 of 2021-22 (Unaudited) | FY 2021-22 (Audited) |
|-------------|--|----------|---------------------------|------------------------|---------------------------|----------------------|
| | | | ₹ | ₹ | | ₹ |
| I | Revenue from Operations | 21 | 8,532.72 | 33,322.60 | 7,599.21 | 26,921.55 |
| II | Other Income | 22 | 85.69 | 297.46 | 39.98 | 127.41 |
| III | Total Revenue | | 8,618.41 | 33,620.06 | 7,639.19 | 27,048.96 |
| IV | Expenses | | | | | |
| | Power Purchase Expense | 23 | 11,034.59 | 34,788.49 | 8,531.96 | 28,029.68 |
| | Employee Benefit expense | 24 | 903.77 | 2,394.74 | 996.33 | 1,994.96 |
| | Operation and Other Expenses | 25 | 165.61 | 348.28 | 148.47 | 312.77 |
| | Finance Costs | 26 | 850.78 | 2,390.80 | 549.82 | 2,345.77 |
| | Depreciation and amortisation expense | 11 | 198.17 | 801.90 | 286.48 | 1,126.23 |
| | Total Expenses | | 13,152.92 | 40,724.21 | 10,513.06 | 33,809.41 |
| V | Profit/(Loss) before exceptional & extraordinary items and tax (III-IV) | | (4,534.51) | (7,104.15) | (2,873.87) | (6,760.45) |
| VI | Exceptional Items | 27 | 12.30 | (258.57) | (134.23) | (6,341.55) |
| VII | Profit/(Loss) before extraordinary items and tax (V-VI) | | (4,546.81) | (6,845.58) | (2,739.64) | (418.90) |
| VIII | Extraordinary Items | | - | - | - | - |
| IX | Profit/(Loss) before tax (VII-VIII) | | (4,546.81) | (6,845.58) | (2,739.64) | (418.90) |
| X | Tax Expense: | | | | | |
| | (1) Current Tax | | - | - | - | - |
| | (2) Deferred Tax | | - | - | 350.00 | (207.90) |
| XI | Profit (Loss) for the period from continuing operations (IX-X) | | (4,546.81) | (6,845.58) | (2,389.64) | (626.80) |
| XII | Profit/(loss) from discontinuing operations | | - | - | - | - |
| XIII | Tax expense of discontinuing operations | | - | - | - | - |
| XIV | Profit/(loss) from discontinuing operations (after tax) (XII-XIII) | | - | - | - | - |
| XV | Profit/(Loss) for the period (XI+XIV) | | (4,546.81) | (6,845.58) | (2,389.64) | (626.80) |
| XVI | Earnings per equity share: In Rupees | | | | | |
| | (1) Basic | | (3.78) | (5.70) | (1.99) | (0.52) |
| | (2) Diluted | | (3.78) | (5.70) | (1.99) | (0.52) |
| | Summary of Significant Accounting policies | 1 | | | | |

The Accompanying notes are the integral part of the financial Statements

For and on behalf of the Board of Directors of
Southern Power Distribution Company of TS Limited


Sri P. Narasimha Rao
Director Finance / CFO
DIN : 08242557


Sri G. Raghuma Reddy
Chairman & Managing
DIN : 02943771


P. Krishna Reddy
Chief General Manager
(Finance)


Anil Kumar Voruganti
Company Secretary
F.No. 9521

Date : 30 MAY 2023
Place: Hyderabad

KEPT BLANK



SOUTHERN POWER DISTRIBUTION COMPANY OF TELANGANA LIMITED
CIN U40109TG2000SGC034116
(Formerly Central Power Distribution Company of Andhra Pradesh Limited)

CASH FLOW STATEMENT FOR THE FOURTH QUARTER ENDED 31st.Mar'2023 (Unaudited and Amount in Crore)

| Particulars | Period Ended 31st Mar, 2023 | Period Ended 31st Dec, 2022 |
|--|-----------------------------|-----------------------------|
| A . Cash flows from operating activities: | | |
| Net Profit before tax | (4,546.81) | (991.73) |
| Adjustments : | | |
| Add: Depreciation | 198.17 | 240.89 |
| Add: Interest on Long Term Borrowings | 78.08 | 76.20 |
| Less: Interest on Investments | (3.53) | (5.08) |
| Add: Loss on Sale of Property Plant and Equipment | | |
| Add: Non Cash Expenditure | | |
| Less: Withdrawal of Depreciation on Consumer Contributed Assets | - | - |
| Operating profit before working capital changes | (4,274.09) | (679.72) |
| Changes in Working Capital | | |
| Increase/(Decrease) in Non-Current Liabilities | | |
| Other Long Term Liabilities | 23.22 | (2.56) |
| Long Term Provisions | (11.23) | 1.43 |
| (Increase)/Decrease in Non-Current Assets | | |
| Long-tem Loans & Advances | 1.34 | 1.51 |
| Other Non-current Assets | 0.45 | 0.17 |
| Increase/(Decrease) in Current Liabilities | | |
| Short Term Borrowings | (5.99) | 357.49 |
| Trade Payables | 3,141.17 | (13.56) |
| Other Current Liabilities | 35.46 | 88.33 |
| Short Term Provisions | 973.15 | (141.79) |
| Increase/(Decrease) in Employee Liability | - | - |
| (Increase)/Decrease in Current Assets | | |
| Inventories | 11.93 | (6.79) |
| Trade Receivables | (662.32) | (1,038.15) |
| Short-term Loans & Advances | 2.90 | 4.45 |
| Other Current Assets | (515.43) | (58.97) |
| Cash generated from operations | (1,279.44) | (1,488.16) |
| Net Cash flow from Operating Activities | (1,279.44) | (1,488.16) |
| B. Cash flows from investing activities: | | |
| Purchases/Investments of Property Plant and Equipment | (322.73) | (360.68) |
| Purchases/Investments in Capital Work in Progress | (122.90) | 10.64 |
| (Purchase of Investments)/Redemption | 2.36 | - |
| Interest on Investments | 3.53 | 5.08 |
| Investment in Capital Advances | 6.10 | 16.60 |
| Increase in Other Long Term Liabilities | 11.01 | 8.65 |
| Net cash flow from investing activities | (422.63) | (319.71) |
| C. Cash flows from financing activities: | | |
| Consumer Contributions Received | 203.93 | 573.38 |
| Increase (Decrease) in Long Term Borrowings | 1,779.39 | 1,230.60 |
| Interest paid on Long Term Borrowings | (78.08) | (76.20) |
| Increase in Contingency Reserve | 0.81 | 0.71 |
| Increase in GIS Saving Fund | 0.08 | 0.10 |
| Increase in Self Funding Medical Scheme | (3.26) | (1.44) |
| Funds received in UDAY Scheme | - | - |
| Investment by Government of Telangana in DISCOM's | - | - |
| Decrease (Increase) in Surplus /retained Earnings | - | - |
| Decrease in Surplus /retained Earnings | - | - |
| Net cash flow from financing activities | 1,902.87 | 1,727.15 |
| Net Increase/ (Decrease) in cash and cash equivalents during the period | 200.80 | (80.72) |
| Cash and cash equivalents at the beginning of the period | (68.59) | 12.13 |
| Cash and cash equivalents at the end of the period | 132.21 | (68.59) |

For and on behalf of the Board of Directors of
Southern Power Distribution Company of TS Limited

P. Narasimha Rao
Sri-P. Narasimha Rao
Director Finance / CFO
DIN : 08242557

Sri G. Raghuma Reddy
Sri G. Raghuma Reddy
Chairman & Managing Director
DIN : 02943771

P. Krishna Reddy
P. Krishna Reddy
Chief General Manager
(Finance)

V. Anil Kumar
Anil Kumar Voruganti
Company Secretary
F.No. 9521

Date : **30 MAY 2023**
Place: Hyderabad

KEPT BLANK

| Notes to Financial Statements for the period ended 31st. Mar'2023 | |
|--|---|
| 1 | Company Overview |
| | <p>Southern Power Distribution Company of Telangana Limited (Formerly Central Power Distribution Company of Andhra Pradesh Limited)[The Company] was incorporated under the Companies Act ,1956 as a public limited company under the second transfer scheme notified by the Government of Andhra Pradesh (GoAP) (vide G.O.Ms.No.35, Energy (Power-II) dated 31-03-2000), 30-03-2000 to carry on the business of distribution and retail supply of power in the geographical spread of districts in Telangana and commenced commercial operations from 01-04-2000. Company is a government company as defined under section 2(45) of the Companies Act, 2013 and company is not listed under in any stock exchange.</p> |
| | <p>During the Financial year 2014-15, State of Andhra Pradesh was bifurcated as States of Telangana and residual State of Andhra Pradesh. Vide AP Reorganisation Act, 2014 [APR Act] w.e.f. 02.06.2014. In terms of Schedule XII to the APR Act, two operating business circles of the Company, namely, Ananthpur and Kurnool, were de-merged and Assets and Liabilities were transferred in terms of GO Ms. No.24 Dt. 29.05.2014 issued by Government of Andhra Pradesh.</p> |
| | Significant accounting policies |
| 1.1 | a.Basis of preparation |
| | <p>The financial statements are prepared under the historical cost convention on accrual basis , in accordance with Indian Generally Accepted Accounting Principles ("GAAP") and mandatory accounting standards specified under Section 133 of the Companies Act,2013, read with Rule 7 of the Companies (Accounts) Rules, 2014. Accounting policies have been consistently applied except where a newly issued accounting standard, if initially adopted or a revision to an existing accounting standard requires a change in the accounting policy hitherto is use. Management evaluates all recently issued or revised accounting standards on an ongoing basis.</p> |
| | b. Functional and Presentation of Currency |
| | <p>The financial statements are presented in Indian Rupees (INR), which is also the Company's functional currency. All amounts have been rounded-off to the nearest Crores, unless otherwise mentioned.</p> |
| 1.2 | Use of estimates |
| | <p>In preparation of the financial statements in conformity with GAAP, the Company is required to make judgments, estimates and assumptions about the carrying amount of assets and liabilities that are not readily apparent from other sources. The estimates and the associated assumptions are based on historical experience and other factors that are considered to be relevant. Actual results may differ from these estimates.</p> |
| | <p>The estimates and the underlying assumptions are reviewed on an ongoing basis. Revisions to accounting estimates are recognised in the period in which the estimate is revised and future periods affected. Significant judgments and estimates about the carrying amount of assets and liabilities include useful lives of tangible and intangible assets, impairment of tangible assets, intangible assets including goodwill, investments, contract costs to be incurred to complete contracts, provision for doubtful debts, employee benefits and other provisions and recoverability of deferred tax assets.</p> |
| 1.3 | Cash flow statement |
| | <p>Cash flows are reported using the indirect method, whereby profit/ (loss) before extraordinary items and tax is adjusted for the effects of transactions of non-cash nature and any deferrals of accruals of past of future cash receipts of payment. The cash flows from operating, investing and financing activities of the company are segregated based on the available information.</p> |
| | |

| Notes to Financial Statements for the period ended 31st. Mar'2023 | |
|--|--|
| 1.4 | Revenue recognition |
| | a) Sale of Power: |
| | i) Revenue from Sale of Power is accounted for based on demand raised on consumers. Tariff rates for sale of power are as per Tariff Order of The Telangana Electricity Regulatory Commission as approved for the reporting period. |
| | ii) Unbilled Revenue is recognised in the books of accounts on 'actual basis', considering the events occurring after balance sheet date. |
| | iii) Bills raised for theft of energy, whether on a consumer or an outsider are not recognized in full until the final assessment order is received from the competent authority of the Company. The amount received against initial assessment is treated as "Other Deposits". |
| | iv) Sale of Power under open access mechanism is entered into by TSPCC on behalf of the company in terms of SWAP arrangements with other traders/developers. The terms of SWAP transactions are to get back/return the power @ 105% of the power lent/borrowed. |
| | b) Other Income |
| | i) Miscellaneous receipts are accounted on accrual basis. |
| | ii) Recoveries whether from employees or outsiders are accounted as and when collected. |
| | iii) Interest accrued on long term investment during the reporting period is credited to 'Contingency Reserve'. |
| 1.5 | Property, Plant And Equipment |
| | a) Property, Plant And Equipment |
| | Property, Plant And Equipment of the Company are stated in the books of accounts and disclosed in annual accounts at Historical Cost, which includes incidental cost related to acquisition and installation less accumulated depreciation. Borrowing costs during the period of construction/installation is added to the cost of the eligible Qualifying assets. And specific useful lives have been adopted for significant components of fixed assets for computation of depreciation. Lands which are received in the form of gifts were accounted at stamp duty value. |
| | b) Intangible Assets |
| | Intangible assets are stated at cost less accumulated amortization and net of impairments, if any. An intangible asset is recognised if it is probable that the expected future economic benefits that are attributable to the asset will flow to the Company and its cost can be measured reliably. Intangible assets having finite useful lives are amortised on a straight-line basis over their estimated useful lives. |
| | c) Capital work in progress |
| | Fixed asset under construction, advance paid towards acquisition and cost of asset not put to use before the year end, are disclosed as capital work in progress, which further includes |
| | <ul style="list-style-type: none"> • Ten percent of the Cost of Capital Works capitalized to Capital Works towards Employee Cost and Administration & General Expenses (8.5% on Employees cost and 1.5% on Administration & General Expenses), as the Operation Circles are executing both Capital Works and Operation & Maintenance Works and it is not practicable to maintain records to identify the man hours spent by the staff on Capital Works. • Interest relating to construction period is calculated based on the average interest rate of loans drawn under a Scheme and capitalized. The interest is calculated from the date of expenditure incurred on respective Work Orders of the Scheme. |

| Notes to Financial Statements for the period ended 31st. Mar'2023 | |
|--|--|
| 1.6 | Depreciation |
| | a) Depreciation on Property Plant and Equipment is provided under the 'Straight Line Method' up to 90% of the original cost of assets, at the rates notified by the Hon'ble CERC. In view of this the management opined that Schedule II to the Companies Act,2013 is not mandatorily applicable to the Company. |
| | b) Depreciation is calculated from the date of capitalization of the asset. |
| | c) With respect to the following Assets the rates applied during the previous reporting period ,as per CERC Notification are different from rates prescribed under Schedule II of Companies Act, 2013. |
| | Description of Asset and Rates of Depreciation as per Hon'ble CERC notification |
| | Buildings and Other Civil Works 3.34% |
| | Capacitor Banks 5.28% |
| | Plant & Machinery and Lines, Cables & Network 5.28% |
| | Material Handling Equipments 5.28% |
| | Meters / Meter Equipments 5.28 % |
| | Office Equipments and Air Conditioners 6.33% |
| | Furniture & Fixtures 6.33% |
| | Computers and IT Equipments 15.00% |
| | Vehicle – Car / Jeep / Scooter / Motor Cycle 9.50% |
| | Vehicle – Lorry / Truck 9.50% |
| | Battery Chargers 5.28% |
| | Management has not carried out an assessment of effective rates as per Schedule-II to the Companies Act, 2013 and thus such information is not furnished for the reporting period. |

| | |
|------------|---|
| 1.7 | Impairment |
| | Property Plant and Equipment are reviewed for impairment whenever events or changes in circumstances indicate that their carrying amount may not be recoverable. |
| | An impairment loss is recognised in the Statement of Profit and Loss if the carrying amount of an asset exceeds its recoverable amount. Recoverable amount is the higher of an asset's net selling price or value in use. |
| | An impairment loss recognised on asset will be reversed when the conditions warranting impairment provision no longer exists. |

Notes to Financial Statements for the period ended 31st. Mar'2023

| | |
|-------------|--|
| 1.8 | Consumers contributions, grants and subsidies |
| | Consumer contributions are collected as per Tariff Order for the year towards Deposit works .These are recognized in the Statement of Profit or Loss by allocating them over the periods and in proportion in which depreciation on assets concerned is charged. |
| | Grants and subsidies received from State Government towards expensive power purchase and other government sponsored schemes are recognized in the Statement of Profit or Loss on accrual basis. |
| 1.9 | Investments |
| | Investments are classified as long term based on intent of the management at the time of acquisition. Long term investments are stated at cost and provision is made to recognize any decline, other than temporary, in the value of the investments. |
| | On the date of Balance Sheet the investments made with the AP Government, AP Transco, AP Genco and APPDCL ,the status of these Investments were yet to be finalized as these entities were undergone demergers on the event of State Bifurcation and settlement between the Telangana Government and Andhra Pradesh Government is yet to settled. |
| 1.10 | Inventories |
| | Inventories includes materials and supplies purchased to be consumed in rendering of services and work in progress and also includes machinery spares and stores items which are to be used in connection with Property Plant and Equipment and are valued at cost. Cost is determined on weighted average basis. Cost includes insurance, freight, taxes and all other incidental expenses incurred to bring the inventories up to the Stores. |
| 1.11 | Employee benefits |
| | a) Short term employee benefits |
| | All employee benefits payable wholly within twelve months of rendering the service are classified as short term employee benefits. Benefits such as salaries, wages and bonus etc. are recognized in the statement of profit and loss in the period in which the employee renders the related service. |
| | b) Long term employee benefits |
| | Defined contribution plans |
| | The company deposits the contributions for provident fund scheme to appropriate authorities and these contributions are recognized in the statement of profit and loss in the financial year to which they relate. |
| | Defined benefit plans |
| | The company's gratuity and pension plans are the defined benefit plans. The present value of gratuity and pension obligation under such defined benefit plans are determined based on actuarial valuation carried out by an independent actuary using the projected unit credit method, which recognizes each period of service as giving rise to additional unit of employee benefit entitlement and measures each unit separately to build up the final obligation. The obligation is measured at the present value of the estimated future cash flows. The discount rate used for determining the present valuation of the obligation under defined benefit plans, is based on the market yield on government securities as at the valuation date having maturity periods approximating to the terms of related obligations. Actuarial gains and losses are recognized immediately in the statement of Profit and Loss. |
| | |

| | |
|--|--|
| Notes to Financial Statements for the period ended 31st. Mar'2023 | |
| | Other employee benefits |
| | Benefits under the company's leave encashment scheme constitute other employee benefits. The liability in respect of leave encashment is incorporated on the basis of actuarial valuation carried out by an independent actuary at the year end. |

| | |
|-------------|--|
| 1.12 | Taxes on income |
| | Tax expense comprises current and deferred tax. Current income-tax is measured at the amount expected to be paid to the tax authorities in accordance with the Income-tax Act, 1961 enacted in India and tax laws prevailing in the respective tax jurisdictions where the company operates. The tax rates and tax laws used to compute the amount are those that are enacted or substantively enacted, at the reporting date. |
| | Deferred income taxes reflect the impact of timing differences between taxable income and accounting income originating during the current year and reversal of timing differences for the earlier years. Deferred tax is measured using the tax rates and the tax laws enacted or substantively enacted at the reporting date. Deferred income tax relating to items recognized directly in equity is recognized in equity and not in the statement of profit and loss. |
| | Deferred tax liabilities are recognized for all taxable timing differences. Deferred tax assets are recognized for deductible timing differences only to the extent that there is reasonable certainty that sufficient future taxable income will be available against which such deferred tax assets can be realized. In situations where the company has unabsorbed depreciation or carry forward tax losses, all deferred tax assets are recognized only if there is virtual certainty supported by convincing evidence that they can be realized against future taxable profits. |
| | The carrying amount of deferred tax assets are reviewed at each reporting date. The company writes-down the carrying amount of deferred tax asset to the extent that it is no longer reasonably certain or virtually certain, as the case may be, that sufficient future taxable income will be available against which deferred tax asset can be realized. Any such write-down is reversed to the extent that it becomes reasonably certain or virtually certain, as the case may be, that sufficient future taxable income will be available. |
| 1.13 | Provision and contingencies |
| | a) The company recognizes a provision when there is a present obligation as a result of a past event and it is probable that it would involve an outflow of resources and a reliable estimate can be made of the amount of such obligation. Such provisions are not discounted to their present value and are determined based on the management's estimation of the obligation required to settle the obligation at the balance sheet date and adjusted to reflect management's current estimates. |
| | b) i) The policy for providing provision for bad and doubtful debts up to F.Y 2015-16 was based on non litigated receivables outstanding for more than 60 months and w.e.f F.Y 2016-17 the accounting policy has been changed i.e., based on LT Private bill stopped services arrears and HT Private bill stopped (including court cases) outstanding arrears for more than 24 months. |
| | |

Notes to Financial Statements for the period ended 31st. Mar'2023**1.14 Accounting for Demerger**

Consequent to bifurcation of the State of Andhra Pradesh, two operating Circles of the Company were demerged effectively on the appointed date, i.e., 02.06.2014 in terms with Schedule XII to the Andhra Pradesh Re-organisation Act 2014. Accordingly, Assets and Liabilities of the Company were bifurcated based on GO Ms. No.24 issued by united State of Andhra Pradesh. Financial Statements relating to this bifurcation were adopted by the Board of the Company and Certified by Independent Chartered Accountants and submitted to Expert Committee constituted under the APR Act. However in the case of Employees related assets and liabilities, certain -Long Term Liabilities, Long Term Loans and Advances, Cash and Cash Equivalents and Long Term Receivables, the basis of bifurcation as specified in the GO mentioned above could not followed and another basis was used for bifurcation of Assets and Liabilities and the bifurcation proposals were approved by the Expert committee vide D.O. Lr No. 5614/Expert committee/2014 dated 15-03-2018. But the net settlement of assets receivable/liabilities payment was not taken place and to that extent balances shared based on the other than geographical basis will be reflected in Financial statements under the various heads namely, in Note No. 3 Capital Reserve for an amount of Rs. 723 Crores, in Note No. 4 Long Term Borrowings for an amount of Rs. 1683.60 Crores and the net receivable on account of Demerger of assets and liabilities shared(both viz., Geographical basis and other than Geographical basis was resulted into) for an amount of Rs. 2096.60 Crores have been shown in Note No. 20 under the head other current assets.

Accounting for Merger(Re-organisation of districts in Telangana)

i)Consequent to Re-organisation of Districts and formation of new districts of Telangana w.e.f 11.10.2016 7 revenue mandals from jurisdiction of Karimnagar and Warangal which are under the jurisdiction of TSNPDCL were now re-organised to Siddipet District.

ii) During the financial year 2019-20 all the entries relating to acquisition of Assets and taken over of liabilities in respect of Husnabad are settled through Inter Corporate Dues from the TSNPDCL.

iii) In the notes forming part of the financial statements, wherever there is no feasibility to present the balances acquired in respect of Gundala Mandal as per classification of respective schedules, it is presented as an direct addition to the balances forming part of schedules before bifurcation .

iv) The Govt of Telangana vide GO Ms No. 20 Dated: 23.02.2019 has re-transferred the Gundala Mandal from the TSNPDCL Jurisdiction to TSSPDCL and the said Mandal was earlier transferred from the TSSPDCL to TSNPDCL and with regard to the transfer of assets and liabilities, the TSSPDCL has taken over the Network of Gundala Mandal w.e.f.01.04.2019, accordingly the assets and liabilities of Gundala have been incorporated in the Financial Year 2019-20.

Notes to Financial Statements for the period ended 31st. Mar'2023

| | |
|------|--|
| 1.15 | Earnings per share |
| | Basic earnings per share are calculated by dividing the net profit or loss for the period attributable to equity shareholders by the weighted average number of equity shares outstanding during the period. For the purpose of calculating diluted earnings per share, the net profit or loss for the period attributable to equity shareholders and the weighted average number of shares outstanding during the period are adjusted for the effects of all dilutive potential equity shares. |
| 1.16 | Third Transfer Scheme Balances |
| | (a) (i) The then Government of Andhra Pradesh (GoAP) vide G.O.Ms. No.58, Energy (Power-III), dated: 07-06-2005 notified the transfer of Bulk Supply Undertaking and Power Purchase Agreements from Transmission Corporation of Andhra Pradesh Limited (APTRANSCO) to the four Distribution Companies (DISCOMs), in specified ratios, as on 09-06-2005. The share of the Company in generation capacities of all generating stations allocated to the four DISCOMS is 43.48%. |
| | (ii) The GOAP has, vide G.O. Ms No.53, Energy (Power-III), dated: 28.04.2008, amended the share of four DISCOMs in the Generating Stations as per which the revised share of APCPDL is 46.06%. This G.O. shall be deemed to have come into force with retrospective effect from 09.06.2005. The retrospective implementation of the G.O. involves many calculations, revisions, etc. The Andhra Pradesh Power Co-ordination Committee (APPCC) has requested the GoAP to amend the date of implementation from April, 2008 onwards. |
| | (iii) The Accounting of Purchase of Power as disclosed in the Note No. 23 is based on the revised share of 46.06% and consequent to enactment of AP Reorganisation Bill, 2014 the Power Purchase ratio has been further revised vide G O Ms. No.20 dated 08.05.2014 w.e.f. 02/06/2014 viz., 38.02% ,15.87 %, 15.80 % and 30.31% in respect of TSSPDCL, TSNPDCL, APEPDCL and APSPDCL respective. And considering (38.02 Plus 15.87 %) as equal to 100 % of Both Discoms TSSPDCL and TSNPDCL, the proportionate percentage of TSSPDCL comes to $(38.02/53.89)*100$ is equal to 70.55 % and similarly in respect of TSNPDCL $(15.87/53.89)*100$ is equal to 29.45 %. Accordingly, TSPCC has allocated power purchase cost between the TSSPDCL and TSNPDCL in the ratio of 70.55 % and 29.45%. |
| | (b) The cost of Power Purchase, Inter-State Sale of power and its accounting are being carried out by the TSPCC and are intimated to the DISCOMs, which are adopted in the Company's books. |

KEPT BLANK

SOUTHERN POWER DISTRIBUTION COMPANY OF TELANGANA LTD.

2- SHARE CAPITAL

The Authorised, issued, subscribed and fully paid up share capital comprises of equity shares having par value of Rs.10 each as follows

| Particulars | As at 31.03.2023 | As at 31.12.2022 | As at 31.03.2022 | As at 31.03.2022 |
|--|------------------|------------------|------------------|------------------|
| Authorised | | | | |
| 2000,00,00,000 Equity shares of ₹ 10 each | 20,000.00 | 20,000.00 | 20,000.00 | 20,000.00 |
| Issued, Subscribed And Paid-up | | | | |
| 1,201,79,30,306 Equity shares of ₹ 10 each fully paid up | 12,017.93 | 12,017.93 | 12,017.93 | 12,017.93 |
| TOTAL | 12,017.93 | 12,017.93 | 12,017.93 | 12,017.93 |

B. Details of Share Holders holding more than 5% shares in the company

| Name of Shareholder | As at 31.03.2023 (As at 31.03.2022) | |
|-----------------------|--|------------------|
| | No. of Shares held | % of Holding |
| Equity Shares | | |
| Governor of Telangana | 12,01,79,30,306 (12,01,79,30,306) | 100% * (100%) |
| Total | 12,01,79,30,306 | |

* Includes 9 shares held by Nominees of Govt. of Telangana.

3 - RESERVES & SURPLUS

| Particulars | As at 31.03.2023 | As at 31.12.2022 | As at 31.03.2022 | As at 31.03.2022 |
|---|--------------------|--------------------|--------------------|--------------------|
| a. Consumer Contribution towards capital assets | | | | |
| Opening Balance | 7,345.53 | 7,063.32 | 6,367.25 | 5,844.64 |
| (+) Current year Receipts | 203.25 | 282.21 | 195.55 | 718.16 |
| Closing Balance | 7,548.78 | 7,345.53 | 6,562.80 | 6,562.80 |
| b. Subsidies towards cost of capital assets | | | | |
| Opening Balance | 73.40 | 73.40 | 73.40 | 73.40 |
| (+) Current year Receipts | - | 0.00 | - | (0.00) |
| Closing Balance | 73.40 | 73.40 | 73.40 | 73.40 |
| c. Grants/Donations towards cost of capital assets | | | | |
| Opening Balance | 1,323.79 | 1,032.39 | 793.65 | 739.39 |
| (+) Current year Receipts | 0.74 | 291.40 | 238.74 | 293.00 |
| Closing Balance | 1,324.53 | 1,323.79 | 1,032.39 | 1,032.39 |
| Total (Closing balance of a+b+c) | 8,946.71 | 8,742.72 | 7,668.59 | 7,668.59 |
| Less: Withdrawal towards cost of Capital Assets | | | | |
| Opening Balance | (3,344.93) | (3,344.93) | (2,929.77) | (2,929.77) |
| (+) Current year Amortization to Statement of Profit and Loss | - | - | (415.16) | (415.16) |
| Closing Balance | (3,344.93) | (3,344.93) | (3,344.93) | (3,344.93) |
| Total | 5,601.78 | 5,397.79 | 4,323.66 | 4,323.66 |
| d. Statutory Reserves: | | | | |
| Contingency Reserve Fund | | | | |
| Opening Balance | 63.66 | 62.95 | 57.56 | 55.25 |
| (+) Current year Receipts | 0.81 | 0.71 | 0.20 | 2.51 |
| Closing Balance | 64.47 | 63.66 | 57.76 | 57.76 |
| e. Capital Reserve on Demerger | | | | |
| Opening Balance | 723.01 | 723.01 | 723.01 | 723.01 |
| (+) Transfer on Demerger | - | - | - | - |
| Closing Balance | 723.01 | 723.01 | 723.01 | 723.01 |
| f. Surplus | | | | |
| Opening Balance | (36,480.97) | (35,489.18) | (36,843.27) | (33,555.34) |
| (+) Net Profit/(Net Loss) For the Current Year | (4,546.81) | (991.73) | (2,389.64) | (626.80) |
| Closing Balance | (41,027.78) | (36,480.91) | (39,232.91) | (34,182.14) |
| Grand Total | (34,638.52) | (30,296.45) | (34,128.48) | (29,077.71) |

SOUTHERN POWER DISTRIBUTION COMPANY OF TELANGANA LTD.

3.1 - SHARE APPLICATION MONEY PENDING FOR ALLOTMENT

| Particulars | As at 31.03.2023 | As at 31.12.2022 | As at 31.03.2022 | As at 31.03.2022 |
|---|------------------|------------------|------------------|------------------|
| Investment in Discoms by Govt. of Telangana | - | - | - | - |
| Funds received under the UDAY Scheme | - | - | - | - |
| Total | - | - | - | - |

4 - LONG TERM BORROWINGS

| Particulars | As at 31.03.2023 | As at 31.12.2022 | As at 31.03.2022 | As at 31.03.2022 |
|-------------------------------|------------------|------------------|------------------|------------------|
| Bonds | 2,024.65 | 2,024.65 | 2,024.65 | 2,024.65 |
| Term Loans | - | - | - | - |
| i) From Banks | 0.00 | 24.61 | 146.49 | - |
| ii) From Other Parties | 17,349.80 | 15,545.80 | 13,632.46 | 12,285.78 |
| Total | 19,374.45 | 17,595.06 | 15,803.60 | 14,310.43 |

5- OTHER LONG TERM LIABILITIES

| Particulars | As at 31.03.2023 | As at 31.12.2022 | As at 31.03.2022 | As at 31.03.2022 |
|-------------------------------------|------------------|------------------|------------------|------------------|
| Vendor Deposits | 148.37 | 124.26 | 146.63 | 146.63 |
| Contribution Works | 32.20 | 33.09 | 34.30 | 34.30 |
| Other Liabilities | 133.12 | 122.11 | 114.55 | 114.55 |
| GIS - Insurance & Saving Fund | 5.71 | 5.63 | 5.36 | 5.36 |
| Self Funding Medical Scheme | 3.72 | 6.98 | 8.24 | 8.24 |
| Accidental Risk Self Funding Scheme | 0.31 | 0.31 | 0.29 | 0.29 |
| TOTAL | 323.43 | 292.38 | 309.37 | 309.37 |

6 - LONG TERM PROVISIONS

| Particulars | As at 31.03.2023 | As at 31.12.2022 | As at 31.03.2022 | As at 31.03.2022 |
|--|------------------|------------------|------------------|------------------|
| Provision for employee benefits | - | - | - | - |
| Gratuity (unfunded) | 261.36 | 262.51 | 275.72 | 263.73 |
| Leave Encashment (unfunded) | 947.16 | 948.99 | 1,175.06 | 960.99 |
| TSSPDCL Pension and Gratuity Trust(Funded) | 430.96 | 430.96 | 915.35 | 530.96 |
| Medical Expenses (PRMS) | 147.48 | 155.73 | - | 161.65 |
| TOTAL | 1,786.96 | 1,798.19 | 2,366.13 | 1,917.33 |

7 - SHORT TERM BORROWINGS

| Particulars | As at 31.03.2023 | As at 31.12.2022 | As at 31.03.2022 | As at 31.03.2022 |
|---|------------------|------------------|------------------|------------------|
| Loans Repayable on Demand | - | - | - | - |
| i) From Banks | 1,271.90 | 1,271.90 | - | - |
| ii) From Other Parties | 440.47 | 999.88 | 777.19 | 447.82 |
| Total | 1,712.37 | 2,271.78 | 777.19 | 447.82 |
| Current maturities of long-term debt | 990.74 | 437.32 | 955.91 | 2,776.85 |
| Total | 2,703.11 | 2,709.10 | 1,733.10 | 3,224.67 |

SOUTHERN POWER DISTRIBUTION COMPANY OF TELANGANA LTD.

8- TRADE PAYABLES

| Particulars | As at 31.03.2023 | As at 31.12.2022 | As at 31.03.2022 | As at 31.03.2022 |
|---|------------------|------------------|------------------|------------------|
| Unsecured | | | | |
| A. Micro, Small and Medium Enterprises (MSMEs) | 1.20 | 3.96 | 40.08 | 2.41 |
| B. Other than MSME | | | | |
| APEPDCL | 990.09 | 990.18 | 990.62 | 990.62 |
| APSPDCL | (1,549.32) | (1,549.24) | (1,391.24) | (1,391.24) |
| TSNPDCL | 668.49 | (547.25) | (60.35) | (264.07) |
| TSGENCO | 5,711.39 | 2,730.91 | 518.07 | 7,180.44 |
| APGENCO | 3,334.73 | 3,334.73 | 8,845.72 | 3,334.73 |
| APTRANSCO | 5.77 | 5.76 | 5.76 | 5.76 |
| TGTRANSCO | 1,299.73 | 1,227.15 | 1,204.02 | 1,204.02 |
| Other Power Purchase Creditors | 17,382.79 | 18,794.19 | 14,497.78 | 17,030.04 |
| Other Payables | 639.61 | 350.14 | 659.57 | 697.32 |
| Trade Payables transfer on Merger- Husnabad | - | - | - | - |
| Trade Payables transfer on Merger- Gundala | - | 2.78 | 2.78 | 2.78 |
| Total | 28,484.48 | 25,343.31 | 25,312.81 | 28,792.81 |

9 - OTHER CURRENT LIABILITIES

| Particulars | As at 31.03.2023 | As at 31.12.2022 | As at 31.03.2022 | As at 31.03.2022 |
|--------------------------------------|------------------|------------------|------------------|------------------|
| Employee related liabilities | 168.24 | 160.41 | 159.09 | 159.09 |
| Statutory Liability | (249.01) | (274.16) | 74.59 | 74.38 |
| Advance from Customers | 150.08 | 99.62 | 122.32 | 122.32 |
| Consumer Deposits | 4,570.30 | 4,527.79 | 3,953.13 | 3,953.28 |
| Gov. of AP SC/ST Payable | 3.47 | 3.47 | 3.47 | 3.47 |
| Inter Unit Accounts | 243.89 | 488.86 | 23.55 | 23.62 |
| Interest Payable on Consumer Deposit | 229.69 | 147.15 | 147.40 | 147.15 |
| Interest Accrued and due | 656.28 | 594.00 | 344.88 | 469.44 |
| Other Liabilities | 511.32 | 502.72 | 4,028.56 | 1,212.43 |
| Artisans Salaries Payable | 27.61 | 25.84 | 26.33 | 26.33 |
| GST Liabilities | 8.41 | 7.03 | 8.75 | 8.75 |
| TSSPDCL PF Trust | (6.57) | (4.48) | - | - |
| Total | 6,313.71 | 6,278.25 | 8,892.07 | 6,200.26 |

10 - SHORT TERM PROVISIONS

| Particulars | As at 31.03.2023 | As at 31.12.2022 | As at 31.03.2022 | As at 31.03.2022 |
|-----------------------------------|------------------|------------------|------------------|------------------|
| Provision for Employee cost | 430.28 | 30.28 | 30.28 | 30.28 |
| RPF Fund | 0.01 | 0.01 | 0.01 | 0.01 |
| Provision for Admin Expenses | 10.96 | 10.12 | 9.95 | 10.35 |
| Provision for CWIP | 1.59 | 1.53 | 1.53 | 1.53 |
| Provision for Interest | 317.02 | 144.31 | 212.73 | 285.87 |
| Provision for O&M works | 1.24 | 1.70 | 1.70 | 1.70 |
| Provision for R & C Penalties | 0.10 | 0.10 | 0.10 | 0.10 |
| Provision for Power Purchase Cost | 400.00 | - | 0 | 64.22 |
| Gratuity (unfunded) | 1.45 | 1.45 | 0.84 | 1.45 |
| Leave Encashment (unfunded) | 54.17 | 54.17 | 54.10 | 54.17 |
| Medical Expenses (PRMS) | 72.00 | 72.00 | - | 72.00 |
| Total | 1,288.82 | 315.67 | 311.24 | 521.68 |

SOUTHERN POWER DISTRIBUTION COMPANY OF TELANGANA LTD.

Note No.11 - Property Plant, Equipment and Intangibles

(Rs. In Crore)

| S. No | Particulars | Gross Carrying Values | | | | Depreciation & Amortisation | | | | Net Carrying Values | | | |
|----------|--------------------------------------|-----------------------|---------------|------------------------|----------------------|-----------------------------|-------------------------------------|------------------------|-----------------------|-----------------------|----------------------|-----------------------|----------------------|
| | | As at 1st Jan, 2023 | Additions | Deletions/ Adjustments | As at 31st Mar. 2023 | As at 1st Jan 2023 | Depreciation charge for the quarter | Deletions/ Adjustments | As at 31st. Mar. 2023 | As at 31st. Mar. 2023 | As at 31st Dec. 2022 | As at 31st. Mar. 2022 | As at 31st Mar. 2022 |
| | | ₹ | ₹ | ₹ | ₹ | ₹ | ₹ | ₹ | ₹ | ₹ | ₹ | ₹ | ₹ |
| a | Plant, Property and Equipment | | | | | | | | | | | | |
| | Land | 8.64 | - | - | 8.64 | - | - | - | - | 8.64 | 8.64 | 8.64 | 8.64 |
| | Buildings | 371.79 | 2.43 | - | 374.22 | 115.82 | 3.08 | - | 118.90 | 255.32 | 256.89 | 253.84 | 253.84 |
| | Other Civil Works | 220.02 | 1.06 | - | 221.08 | 42.60 | 1.82 | - | 44.42 | 176.66 | 176.58 | 174.72 | 174.72 |
| | Plant and Machinery | 8,840.03 | 147.72 | 0.87 | 8,986.88 | 4,647.28 | 88.73 | 0.75 | 4,735.26 | 4,251.62 | 4,133.58 | 3,997.05 | 3,997.07 |
| | Lines and Cable Network | 8,535.00 | 145.09 | - | 8,680.09 | 4,038.52 | 87.61 | - | 4,126.13 | 4,553.96 | 4,426.76 | 4,220.35 | 4,220.35 |
| | Meters and Metering equipment | 1,803.92 | 29.31 | 5.91 | 1,827.32 | 1,140.14 | 11.81 | - | 1,151.95 | 675.37 | 657.76 | 626.97 | 626.97 |
| | Vehicles | 7.08 | - | - | 7.08 | 6.37 | - | - | 6.37 | 0.71 | 0.71 | 0.71 | 0.71 |
| | Furniture and Fixtures | 17.13 | 0.12 | - | 17.25 | 11.33 | 0.14 | - | 11.47 | 5.78 | 5.53 | 5.54 | 5.54 |
| | Office Equipment | 49.62 | 1.75 | - | 51.37 | 32.14 | 0.43 | - | 32.57 | 18.80 | 17.72 | 16.41 | 16.41 |
| | Air Conditioners | 2.56 | 0.04 | - | 2.60 | 1.69 | 0.02 | - | 1.71 | 0.89 | 0.89 | 0.85 | 0.85 |
| | Computer & IT Equipment | 184.32 | 1.24 | - | 185.56 | 142.05 | 3.38 | - | 145.43 | 40.13 | 56.16 | 60.07 | 60.07 |
| | Sub Total | 20,040.11 | 328.76 | 6.78 | 20,362.09 | 10,177.94 | 197.02 | 0.75 | 10,374.21 | 9,987.88 | 9,741.22 | 9,365.15 | 9,365.17 |
| | INTANGIBLE ASSETS | | | | | | | | | | | | |
| b | Computer Software | 70.80 | - | - | 70.80 | 47.96 | 1.15 | - | 49.11 | 21.69 | 24.00 | 24.18 | 24.18 |
| | Sub Total | 70.80 | - | - | 70.80 | 47.96 | 1.15 | - | 49.11 | 21.69 | 24.00 | 24.18 | 24.18 |
| c | Capital Work in Progress | 1,084.07 | 463.05 | 340.15 | 1,206.97 | - | - | - | - | 1,206.97 | 1,094.71 | 1,087.92 | 1,087.92 |
| | Sub Total | 1,084.07 | 463.05 | 340.15 | 1,206.97 | - | - | - | - | 1,206.97 | 1,094.71 | 1,087.92 | 1,087.92 |
| d | GRAND TOTAL (a+b+c) | 21,194.98 | 791.81 | 346.93 | 21,639.86 | 10,225.90 | 198.17 | 0.75 | 10,423.32 | 11,216.54 | 10,859.93 | 10,477.25 | 10,477.27 |

SOUTHERN POWER DISTRIBUTION COMPANY OF TELANGANA LIMITED

Note No. 12 NON CURRENT INVESTMENTS (at Cost)

| 12 | | | | | | | | | | |
|---------------------------------|---|------------------------------|-----------------------|----------------------|-------------------|--------------------------|----------------------|----------------------|----------------------|----------------------|
| A. Details of Trade Investments | | | | | | | | | | |
| Sr. No. | Name of the Body Corporate | Subsidiary / Associate / JV/ | No. of Shares / Units | | Quoted / Unquoted | Partly Paid / Fully paid | Amount (₹ In Crore) | | | |
| | | | As at 31st Mar. 2023 | As at 31st Mar. 2022 | | | As at 31st Mar. 2023 | As at 31st Dec. 2022 | As at 31st Mar. 2022 | As at 31st Mar. 2022 |
| (1) | (2) | (3) | (4) | (5) | (6) | (7) | (8) | (8) | (8) | (9) |
| a) | ANDHRA PRADESH POWER DEVELOPMENT COMPANY LTD. (APPDCL) | Others | 42,60,10,000 | 42,60,10,000 | Unquoted | Fully Paid | 426.01 | 426.01 | 426.01 | 426.01 |
| | Total | | | | | | 426.01 | 426.01 | 426.01 | 426.01 |
| B. Details of Other Investments | | | | | | | | | | |
| Sr. No. | Name of the Body Corporate | Subsidiary / Associate / JV/ | No. of Shares / Units | | Quoted / Unquoted | Partly Paid / Fully paid | Amount (₹ In Crore) | | | |
| | | | As at 31st Mar. 2023 | As at 31st Mar. 2022 | | | As at 31st Mar. 2023 | As at 31st Dec. 2022 | As at 31st Mar. 2022 | As at 31st Mar. 2022 |
| 1 | Investments in Government or Trust securities | | | | | | | | | |
| 200021 | AP TRANSCO - VIDYUT BONDS (Face Value Rs.10,00,000/- per Bond) | Others | 132 | 132 | Quoted | Fully Paid | - | - | 13.20 | 13.20 |
| 200013 | 8.74% APPFC Bonds (Face Value Rs.10,00,000/- per Bond) | Others | 47 | 47 | Quoted | Fully Paid | - | 4.70 | 4.70 | 4.70 |
| 200013 | 9.97% APPFC Bonds (Face Value Rs.10,00,000/- per Bond) | Others | 24 | 24 | Quoted | Fully Paid | 2.40 | 2.40 | 2.40 | 2.40 |
| 200013 | 9.64% APPFC Bonds (Face Value Rs.10,00,000/- per Bond) | Others | 22 | 22 | Quoted | Fully Paid | 2.20 | 2.20 | 2.20 | 2.20 |
| 200014 | 8.35% Govt of India Securities | Others | 172000 | 172000 | Unquoted | Fully Paid | - | - | 1.72 | 1.72 |
| 200030 | 9.15% APSFC - Unsecured, Redeemable, Non Convertible, Non SLR Bonds Series VI-2013 (Face Value Rs.10,00,000/- per Bond) | Others | 14 | 14 | Unquoted | Fully Paid | - | 0.28 | 0.28 | 0.28 |
| 200036 | MAH SLD @ 9.25% | Others | 180 | 180 | Unquoted | Fully Paid | 1.80 | 1.80 | 1.80 | 1.80 |
| 200030 | APSFC SERIES VII/2014 FRO (Face Value Rs.1,00,000/- per Bond) | Others | 9 | 9 | Unquoted | Fully Paid | 0.18 | 0.36 | 0.36 | 0.36 |
| 200038 | 9.2% GOVERNMENT OF INDIA - 2030 SECURITIES | Others | 194 | 194 | Unquoted | Fully Paid | 1.94 | 1.94 | 1.94 | 1.94 |
| 200037 | 8.4% GOVERNMENT OF INDIA - 2024 SECURITIES | Others | 190 | 190 | Unquoted | Fully Paid | 1.90 | 1.90 | 1.90 | 1.90 |
| 200005 | 7.72% Andhra Pradesh SDL | Others | 4710 | 4710 | Unquoted | Fully Paid | 4.71 | 4.71 | - | - |
| 200006 | 7.74% Andhra Pradesh SDL | Others | 5000 | 5000 | Unquoted | Fully Paid | 5.00 | 5.00 | - | - |
| 200008 | 7.60% Tamil Nadu SDL 2032 | Others | 19660 | 19660 | Unquoted | Fully Paid | 19.66 | 19.66 | - | - |
| 200009 | 7.65% Bihar SDL 2032 | Others | 10000 | 10000 | Unquoted | Fully Paid | 10.00 | 10.00 | - | - |
| 200016 | 7.45% Telangana SDL 2030 | Others | 4500 | 4500 | Unquoted | Fully Paid | 4.50 | 4.50 | - | - |
| 200017 | 7.47% Telangana SDL 2031 | Others | 4500 | 4500 | Unquoted | Fully Paid | 4.50 | 4.50 | - | - |
| 200022 | 7.69% Telangana SGS 2032 | Others | 4500 | 4500 | Unquoted | Fully Paid | 2.80 | - | - | - |
| | Sub Total (B) | | | | | | 61.59 | 63.95 | 30.50 | 30.50 |
| | Grand Total (A+B) | | | | | | 487.60 | 489.96 | 456.51 | 456.51 |

SOUTHERN POWER DISTRIBUTION COMPANY OF TELANGANA LTD.

| 13. Deferred Tax | | | | |
|---|------------------|------------------|------------------|------------------|
| Particulars | As at 31.03.2023 | As at 31.12.2022 | As at 31.03.2022 | As at 31.03.2022 |
| 1. Deferred Tax Liabilities | (779.49) | (779.49) | (769.10) | (779.49) |
| 2. Deferred Tax Asset | 2,583.17 | 2,583.17 | 3,130.68 | 2,583.17 |
| Net Deferred Tax Asset/Liabilities | 1,803.68 | 1,803.68 | 2,361.58 | 1,803.68 |

14 - LONG TERM LOANS & ADVANCES

| Particulars | As at 31.03.2023 | As at 31.12.2022 | As at 31.03.2022 | As at 31.03.2022 |
|---|------------------|------------------|------------------|------------------|
| a. Secured, Considered good | | | | |
| Loans & Advances to employees | 31.14 | 32.07 | 35.40 | 35.40 |
| b. Unsecured, Considered good | | | | |
| Loans & Advances to employees | 2.01 | 2.25 | 3.04 | 3.04 |
| Deposits with Courts, Telecom and Local Authorities | 99.93 | 100.10 | 99.85 | 99.85 |
| Capital Advances | 121.73 | 127.83 | 52.08 | 52.08 |
| Total | 254.81 | 262.25 | 190.37 | 190.37 |

15 - OTHER NON CURRENT ASSETS

| Particulars | As at 31.03.2023 | As at 31.12.2022 | As at 31.03.2022 | As at 31.03.2022 |
|---------------------------------------|------------------|------------------|------------------|------------------|
| (a) Secured, considered good | | | | |
| Long Term Receivables from Employees | 4.61 | 5.06 | 5.23 | 5.23 |
| (b) Unsecured, considered good | | | | |
| Receivable from ITI, Chennai | 0.49 | 0.49 | 0.49 | 0.49 |
| Total | 5.10 | 5.55 | 5.72 | 5.72 |

16 - INVENTORIES

| Particulars | As at 31.03.2023 | As at 31.12.2022 | As at 31.03.2022 | As at 31.03.2022 |
|--|------------------|------------------|------------------|------------------|
| Stores and Spares | 232.68 | 243.17 | 226.02 | 226.02 |
| Less: Provision for Recovery/Write Off of Cost Materials | 4.64 | 3.20 | 3.20 | 3.20 |
| Total | 228.04 | 239.97 | 222.82 | 222.82 |

17 - TRADE RECEIVABLES

| Particulars | As at 31.03.2023 | As at 31.12.2022 | As at 31.03.2022 | As at 31.03.2022 |
|---|------------------|------------------|------------------|------------------|
| a. Sundry Debtors | 16,634.00 | 15,971.74 | 12,423.65 | 12,436.39 |
| b. Less: Provision for doubtful debts | (619.09) | (619.15) | (619.09) | (619.09) |
| c. Less: Provision for doubtful debts FSA | (26.02) | (26.02) | (26.02) | (26.02) |
| Sub Total (b + c) | (645.11) | (645.17) | (645.11) | (645.11) |
| Total | 15,988.89 | 15,326.57 | 11,778.54 | 11,791.28 |

SOUTHERN POWER DISTRIBUTION COMPANY OF TELANGANA LTD.

18 - CASH & CASH EQUIVALENTS

| Particulars | As at 31.03.2023 | As at 31.12.2022 | As at 31.03.2022 | As at 31.03.2022 |
|---|------------------|------------------|------------------|------------------|
| 1. Cash and Cash Equivalents | | | | |
| a. Balances with banks | | | | |
| - In Current Accounts | 12.89 | (246.24) | 13.23 | 13.23 |
| - Remittance in Transit | (3.38) | (3.18) | 4.31 | 4.31 |
| - In Deposits with Original Maturity less than 3 Months | 97.45 | 158.61 | 142.05 | 142.05 |
| b. Cash on hand | 25.25 | 22.22 | 16.96 | 16.96 |
| Total | 132.21 | (68.59) | 176.55 | 176.55 |

19 - SHORT TERM LOANS & ADVANCES

| Particulars | As at 31.03.2023 | As at 31.12.2022 | As at 31.03.2022 | As at 31.03.2022 |
|---|------------------|------------------|------------------|------------------|
| a. Secured, considered good | | | | |
| Recoverable from employees (Cell phone) | 0.04 | 0.04 | 0.05 | 0.05 |
| b. Unsecured, considered good | | | | |
| Loans & Advances to employees | 6.21 | 4.91 | 8.98 | 8.98 |
| Income Tax Refunds | 20.77 | 19.47 | 5.66 | 15.96 |
| Advance to O&M Suppliers | 2.30 | 2.39 | 2.37 | 2.37 |
| Government Receivables | 5,286.41 | 5,292.01 | 5,379.49 | 5,292.01 |
| Provision for Government Receivables - Additional Power | (3,877.87) | (3,877.87) | (3,877.87) | (3,877.87) |
| Other Loans & Advances | 0.22 | 0.03 | 0.41 | 0.41 |
| Total | 1,438.08 | 1,440.98 | 1,519.09 | 1,441.91 |

20 - OTHER CURRENT ASSETS

| Particulars | As at 31.03.2023 | As at 31.12.2022 | As at 31.03.2022 | As at 31.03.2022 |
|---|------------------|------------------|------------------|------------------|
| Fixed asset retired from active use and held for disposal | 0.07 | 0.07 | 0.07 | 0.07 |
| Interest Accrued on Investments | 3.53 | 5.08 | 5.08 | 5.08 |
| Unbilled Revenue - Trade Receivables | 3,090.49 | 2,637.47 | 2,636.85 | 2,637.47 |
| FSA Revenue - Receivables | 551.36 | 551.36 | 551.36 | 551.36 |
| TSGENCO Master P & G Trust | (400.95) | (237.25) | 83.35 | 83.35 |
| Receivable on Demerger of Kurnool and Anantapur | 2,096.57 | 2,096.57 | 2,096.57 | 2,096.57 |
| TSSPDCL GPF Trust | (9.13) | (16.03) | (23.02) | (23.02) |
| Other Receivables | 765.28 | 544.52 | 76.88 | 69.58 |
| Receivable from Govt under UDAY for Losses | - | - | 0 | 6,228.00 |
| Net Receivable on Merger - Gundala | 2.20 | 2.20 | 2.20 | 2.20 |
| Total | 6,099.42 | 5,583.99 | 5,429.34 | 11,650.66 |

SOUTHERN POWER DISTRIBUTION COMPANY OF TELANGANA LTD.

21 - REVENUE FROM OPERATIONS

| Particulars | Q4 of 2022-23 | Q3 of 2022-23 | Q4 of 2021-22 | FY 2021-22 |
|--|-----------------|-----------------|-----------------|------------------|
| (a) Sale of energy | | | | |
| LT Supply | 2,250.13 | 2,264.37 | 1,772.11 | 7,986.09 |
| HT Supply | 5,007.07 | 4,547.21 | 3,857.10 | 13,880.30 |
| Interstate Sales | 57.46 | 366.08 | 645.24 | 1,340.21 |
| Fuel Surcharge Adjustment | 0.56 | 0.39 | 0.58 | 2.69 |
| Tariff Subsidy | 551.16 | 506.98 | 349.46 | 1,397.50 |
| Customer Charges | 233.57 | 208.91 | 123.61 | 489.76 |
| Theft of Power | 13.29 | 8.38 | 10.11 | 32.67 |
| Delayed Payment Surcharge - Income | 461.69 | 411.12 | 425.03 | 1,447.92 |
| R & C Penalties | 0.02 | 0.01 | - | 0.03 |
| (b) Other Operating Revenues | | | | |
| Amortization of Consumer Contribution, Subsidies & Grants towards Property Plant and Equipment | - | - | 415.16 | 415.16 |
| Others - Wheeling, Unscheduled Interchange, Capacitor Surcharge etc.. | 8.39 | 13.37 | 44.85 | 111.17 |
| Less: Electricity Duty | (50.62) | (49.70) | (44.04) | (181.95) |
| Total | 8,532.72 | 8,277.12 | 7,599.21 | 26,921.55 |

22 - OTHER INCOME

| Particulars | Q4 of 2022-23 | Q3 of 2022-23 | Q4 of 2021-22 | FY 2021-22 |
|--|---------------|---------------|---------------|---------------|
| Interest Income | | | | |
| Bank | 2.15 | 2.45 | 2.19 | 5.39 |
| Staff | 0.25 | 0.24 | 0.21 | 0.89 |
| Others (Interest on ED) | 2.04 | 2.34 | 2.40 | 6.77 |
| Rent from Company's Property Plant and Equipment | 0.16 | 0.20 | 0.13 | 0.43 |
| Sale of Scrap | 2.91 | 0.63 | 3.13 | 9.48 |
| Penalties from Suppliers | 1.88 | 2.31 | 1.60 | 5.21 |
| Other Income | 76.30 | 133.40 | 30.32 | 99.24 |
| Total | 85.69 | 141.57 | 39.98 | 127.41 |

23 - POWER PURCHASE COST

| Particulars | Q4 of 2022-23 | Q3 of 2022-23 | Q4 of 2021-22 | FY 2021-22 |
|-----------------------------------|------------------|-----------------|-----------------|------------------|
| Purchase of Power - Fixed Cost | 2,394.39 | 2,333.59 | 3,137.12 | 8,910.20 |
| Purchase of Power - Variable Cost | 7,474.62 | 4,365.18 | 3,669.77 | 16,353.17 |
| Transmission Charges | 1,154.58 | 1,189.44 | 1,561.58 | 3,066.60 |
| Other Power Purchase Costs | 11.00 | 441.52 | 163.49 | (300.29) |
| Total | 11,034.59 | 8,329.73 | 8,531.96 | 28,029.68 |

24 - EMPLOYEE BENEFIT EXPENSE

| Particulars | Q4 of 2022-23 | Q3 of 2022-23 | Q4 of 2021-22 | FY 2021-22 |
|--|---------------|---------------|---------------|-----------------|
| Salaries and Incentives | 590.31 | 438.62 | 381.76 | 1,460.53 |
| Artisans Remuneration | 133.65 | 82.28 | 81.33 | 322.46 |
| Contributions to Employees Provident Fund 1952 | 23.81 | 22.82 | 21.05 | 79.18 |
| Artisans EPF and ESI Contributions | 5.16 | 5.11 | 5.16 | 20.90 |
| Pension Benefits | 178.14 | 3.14 | 532.92 | (67.18) |
| Director's Remuneration & Allowances | 0.85 | 0.84 | 0.93 | 3.21 |
| Director's Sitting Fees | - | - | - | - |
| Staff welfare expenses | (0.40) | 1.35 | 3.64 | 262.31 |
| Less: Employee Cost Capitalised | (27.75) | (21.23) | (30.46) | (86.45) |
| Total | 903.77 | 532.93 | 996.33 | 1,994.96 |

SOUTHERN POWER DISTRIBUTION COMPANY OF TELANGANA LTD.

25 - OPERATION & OTHER EXPENSES

| Particulars | Q4 of 2022-23 | Q3 of 2022-23 | Q4 of 2021-22 | FY 2021-22 |
|--|---------------|---------------|---------------|---------------|
| Advertisement | 0.65 | 0.51 | 0.73 | 1.27 |
| Consultancy Charges | 2.02 | 1.21 | (0.38) | 1.92 |
| Contract Labour Charges | 6.92 | 3.74 | 6.32 | 14.56 |
| Electricity Charges | 5.85 | 2.16 | 2.16 | 7.69 |
| Insurance | 0.31 | (0.02) | 0.07 | 0.36 |
| Inventories Handling Charges | (0.56) | 0.01 | 0.31 | 0.97 |
| Legal Charges | 0.42 | 0.42 | (0.01) | 0.86 |
| License fees - TSERC | - | - | - | 5.93 |
| Office Maintenance | 0.48 | 0.51 | 0.22 | 0.82 |
| Other Expenses | 4.51 | 4.80 | 3.92 | 8.98 |
| Postage & Telegrams | 0.04 | 0.04 | 0.05 | 0.14 |
| Printing & Stationery | 2.69 | 1.45 | 2.39 | 6.64 |
| Professional Charges | 16.53 | 12.61 | 13.43 | 34.19 |
| R&M - Others | 1.40 | 1.17 | 3.71 | 7.72 |
| Rates & taxes | 0.75 | 1.27 | 0.39 | 3.66 |
| Rent | 0.48 | 0.11 | 0.35 | 0.57 |
| Repairs to Buildings & Civil works | 4.01 | 0.86 | 6.16 | 8.99 |
| Repairs to Plant and Machinery | 86.71 | 31.04 | 77.31 | 137.63 |
| Repairs to Vehicles | 3.27 | 10.18 | 22.18 | 2.10 |
| Telephone & Communication | 1.38 | 3.05 | 1.83 | 6.26 |
| Training Exp | 0.04 | 0.10 | 0.08 | 0.12 |
| Travelling Expense | 7.77 | 7.28 | 8.32 | 27.70 |
| Vehicle Hire charges | 22.07 | 1.59 | 2.62 | 44.68 |
| Vidyut Ombudsman Exp | 0.12 | 0.12 | 0.16 | 0.62 |
| Payments to the auditor | 0.25 | 0.25 | (0.16) | 0.17 |
| Office Maintenance Tea Snacks | 0.72 | 0.40 | 0.74 | 1.47 |
| Office Maintenance other expenses | 1.01 | 0.85 | 0.88 | 1.87 |
| Office Maintenance Cleaning expenses | 0.66 | 0.03 | 0.05 | 0.08 |
| Less: Administration & General Exp Capitalised | (4.89) | (3.74) | (5.36) | (15.20) |
| Total | 165.61 | 82.00 | 148.47 | 312.77 |

SOUTHERN POWER DISTRIBUTION COMPANY OF TELANGANA LTD.

26 - FINANCE COSTS

| Particulars | Q4 of 2022-23 | Q3 of 2022-23 | Q4 of 2021-22 | FY 2021-22 |
|----------------------------|---------------|---------------|---------------|-----------------|
| Interest expense | | | | |
| -Long Term Loans | 82.30 | 80.03 | 105.52 | 433.62 |
| -Short Term Loans | 364.29 | 354.80 | 313.04 | 1,369.13 |
| -Consumption Deposits | 82.84 | - | 6.06 | 147.37 |
| -Others | | | | |
| On FRP Bonds | 100.87 | 100.87 | 100.87 | 152.83 |
| On Other Liabilities | 200.17 | - | 0.32 | 142.96 |
| Bank Charges | 24.53 | 0.10 | 27.39 | 112.81 |
| Less: Interest Capitalised | (4.22) | (3.83) | (3.38) | (12.95) |
| Total | 850.78 | 531.97 | 549.82 | 2,345.77 |

27 - EXCEPTIONAL ITEMS

| Particulars | Q4 of 2022-23 | Q3 of 2022-23 | Q4 of 2021-22 | FY 2021-22 |
|---|---------------|-----------------|-----------------|-------------------|
| Assets Scrapped | 0.20 | 0.02 | 0.34 | 0.74 |
| Provision for Bad Debts | - | 0 | (146.86) | (146.86) |
| Compensation Paid to Electrical Accidents | 6.28 | 4.47 | 8.45 | 19.95 |
| Others | (0.98) | (0.42) | (0.52) | (2.53) |
| Price Variation | 6.80 | 1.83 | 4.36 | 15.15 |
| Revenue grant under UDAY Scheme | - | (313.00) | - | (6,228) |
| Prior Period Items | - | - | - | - |
| Total | 12.30 | (307.10) | (134.23) | (6,341.55) |

28 - CONTINGENT LIABILITIES (to the extent not provided in the books)

| Particulars | Q4 of 2022-23 | Q3 of 2022-23 | Q4 of 2021-22 | FY 2021-22 |
|---|-----------------|-----------------|-----------------|-----------------|
| (I) Contingent Liabilities | | | | |
| (a) Entry Tax | 206.71 | 206.71 | 207.70 | 206.71 |
| (b) Sales tax Penalty against G Form (Cement purchases) | 1.34 | 1.34 | 1.34 | 1.34 |
| (c) Liability under AP VAT Act 2005 (April 2005 to 2009-10) | 86.92 | 86.92 | 86.92 | 86.92 |
| (d) Income Tax (TDS) | 338.29 | 338.29 | 340.25 | 338.29 |
| (e) Service Tax | 206.26 | 206.26 | 206.26 | 206.26 |
| (f) Employee Provident Fund | 11.47 | 11.47 | 14.30 | 11.47 |
| (g) LPS raised by Singareni Thermal Power Plant | 3182.55 | 3182.55 | - | 3182.55 |
| Sub Total (i) | 4,033.54 | 4,033.54 | 856.77 | 4,033.54 |
| (II) Commitments | | | | |
| (a) Estimated amount of contracts remaining to be executed on | 379.78 | 379.78 | 304.21 | 379.78 |
| Sub Total (ii) | 379.78 | 379.78 | 304.21 | 379.78 |
| Grand Total (i+ii) | 4,413.32 | 4,413.32 | 1,160.98 | 4,413.32 |

29. Analytical Financial Ratios for the first quarter ended 31.03.2023

| Particulars | Numerator | Denominator | For the Third quarter Ended 31st Mar'2023 | For the Year Ended 31st March, 2022 | Variance in % |
|--|---|---------------------------|---|-------------------------------------|---------------|
| 1. Current Ratio (In Times) | Current assets | Current liabilities | 0.62 | 0.65 | 5.26 |
| 2. Debt-Equity Ratio (In Times) | Total Debt | Shareholder's Equity | (0.98) | (1.03) | 5.24 |
| 3. Debt Service Coverage Ratio, (In Times) | EBITDA | Total Debt Service | (1.90) | 0.60 | 416.57 |
| 4. Return on Equity Ratio (In %) | Net Profits after taxes | Avg. Shareholder's Equity | (20.10) | (3.67) | (447.69) |
| 5. Inventory turnover ratio (In Times) | As the Licensee / Discom is not a manufacturing company, this ratio is not applicable | | | | |
| 6. Trade Receivables turnover ratio (In Times) | Total Sales | Trade Receivables | 0.50 | 2.03 | 75.59 |
| 7. Trade payables turnover ratio (In Times) | Total Purchases | Trade Payables | 0.39 | 0.97 | 60.06 |
| 8. Net capital turnover ratio (In Times) | Total Sales | Working Capital | (0.53) | (1.78) | 70.13 |
| 9. Net profit ratio (In %) | Net Profit | Total Sales | (52.76) | (2.32) | (2,174.01) |
| 10. Return on Capital employed (In Times) | EBIT | Capital Employed | 6.81 | 4.05 | (68.06) |
| 11. Return on Investment (In %) | Net Income on Investments | Cost of Investments | - | 8.95 | 100.00 |

SOUTHERN POWER DISTRIBUTION COMPANY OF TELANGANA LTD.

30. Quantitative Information

| Particulars | Q4 of 2022-23 | Q3 of 2022-23 | Q4 of 2021-22 | FY 2021-22 |
|---------------------------------------|---------------|---------------|---------------|------------|
| Energy Input (Discom) (KWH in MU) | | 11,614.26 | - | 46,793.72 |
| Sale of Energy (KWH in MUs) | | 10,631.85 | - | 42,518.30 |

For and on behalf of the Board of Directors of
Southern Power Distribution Company of TS Limited



Sri P. Narasimha Rao
Director Finance / CFO
DIN : 08242557



Sri G. Raghuma Reddy
Chairman & Managing Director
DIN : 02943771



P. Krishna Reddy
Chief General Manager
(Finance)



Anil Kumar Voruganti
Company Secretary
F.No. 9521

Date : 3.0.MAY.2023
Place: Hyderabad